



Total Solution Provider in Saw Device

SA454DP

CDMA 450, RF-Tx SAW Filter
Revision 0: October 2008



- Electrical Characteristics
 - Package Dimensions
 - Testing Environment
 - Frequency Characteristics
-

SAWNICS Inc.

460 Cheonheung-ri, Seonggeo-eup, Cheonan-si, Chungcheongnam-do, 330-836 / Korea.
Tel: +82 41 550 9372 / Fax: +82 41 550 9399 / www.sawnics.com



□ Electrical Characteristics

Maximum Ratings

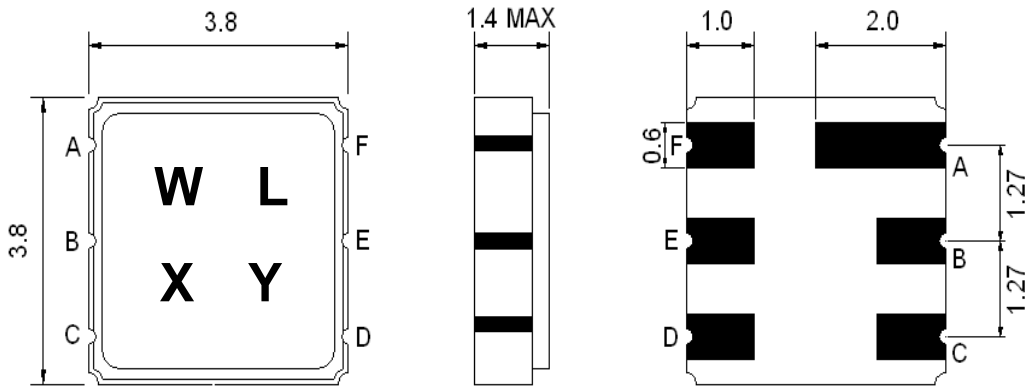
Parameters Description	Unit	Minimum	Typical	Maximum
Operating Temperature Range	°C	-30	-	+80
Storage Temperature Range	°C	-40	-	+85
Maximum DC Voltage	V	-	-	0
Maximum Input Power	dBm	-	-	27
Source Impedance (single ended) ⁽¹⁾	Ω	-	50	-
Load Impedance (single ended) ⁽¹⁾	Ω	-	50	-
Package type & size	P			
Length x Width	mm ²	-	3.8 x 3.8	-
Height	mm	-	-	1.4

Electrical Specification

Parameters Description	Unit	Minimum	Typical	Maximum
Center Frequency (Fo)	MHz	-	453.75	-
Insertion Loss within 450.0 ~457.5 MHz	dB	-	1.7	3.0
Attenuation:				
0.3 ~ 443.0 MHz	dB	25	30	-
460.0 ~ 462.0 MHz	dB	3	8	-
462.0 ~ 467.5 MHz	dB	15	30	-
467.5 ~ 2000.0 MHz	dB	25	30	-
Return Loss within 450.0 ~457.5 MHz	dB	9	11	-

Notes : (1) No Matching Network .

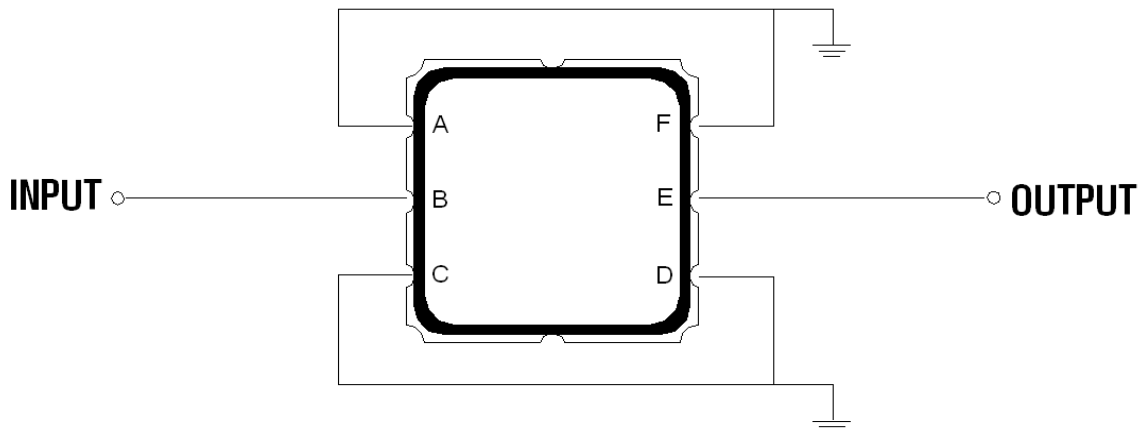
Package Dimensions



Marking Descriptions	
W	CDMA450 Application
L	Series Number
X	Date Code(Year)
Y	Date Code(Month)

Pin Description	
A, C, D, F	Ground
B	In or Out
E	Out or In

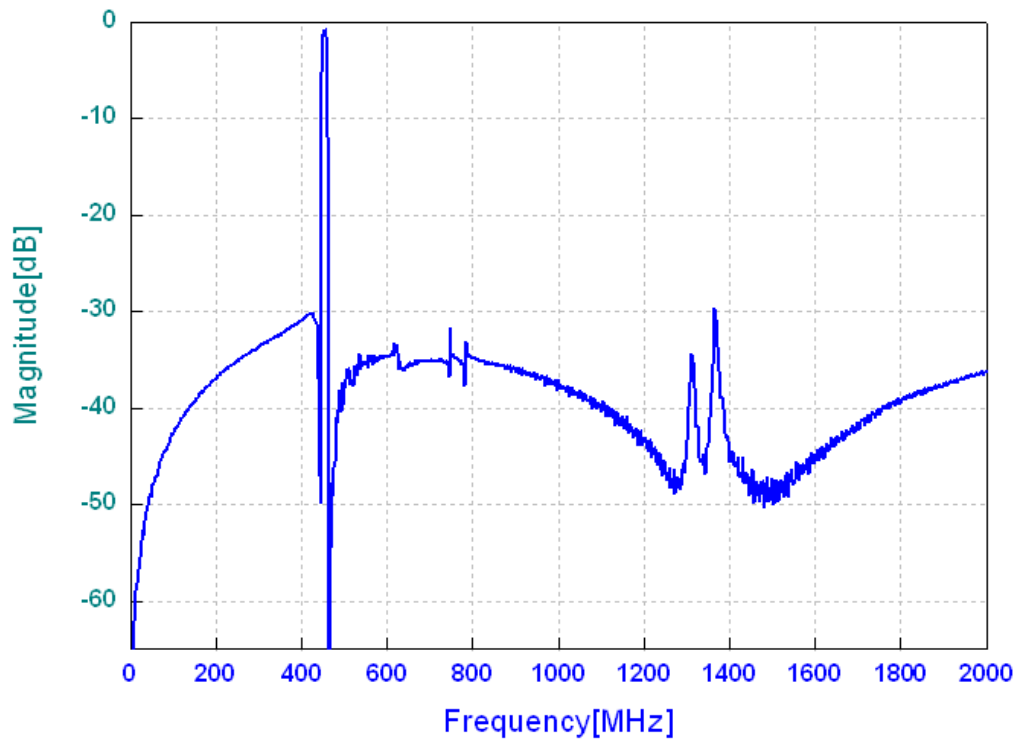
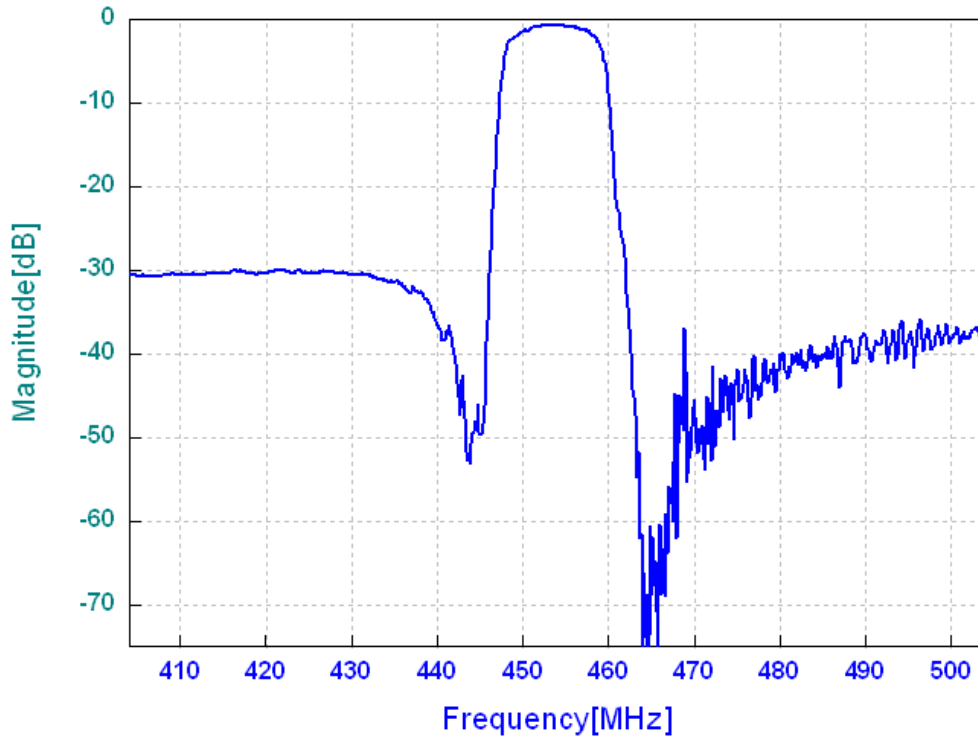
Testing Environment



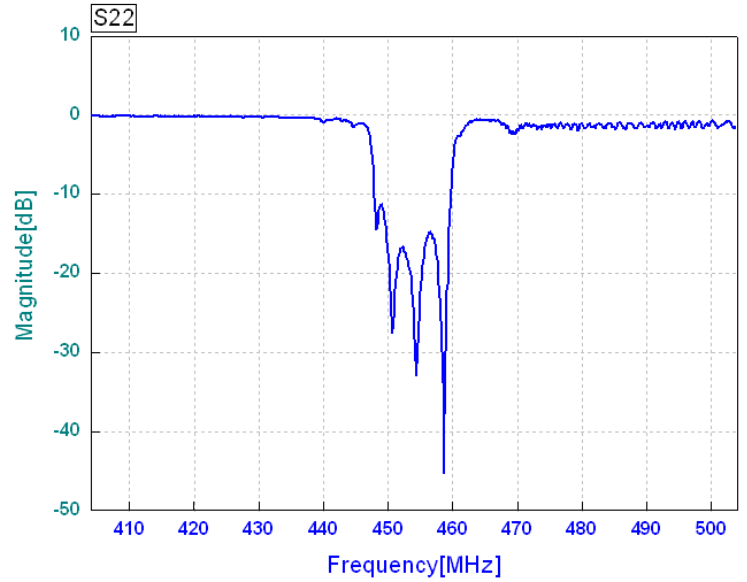
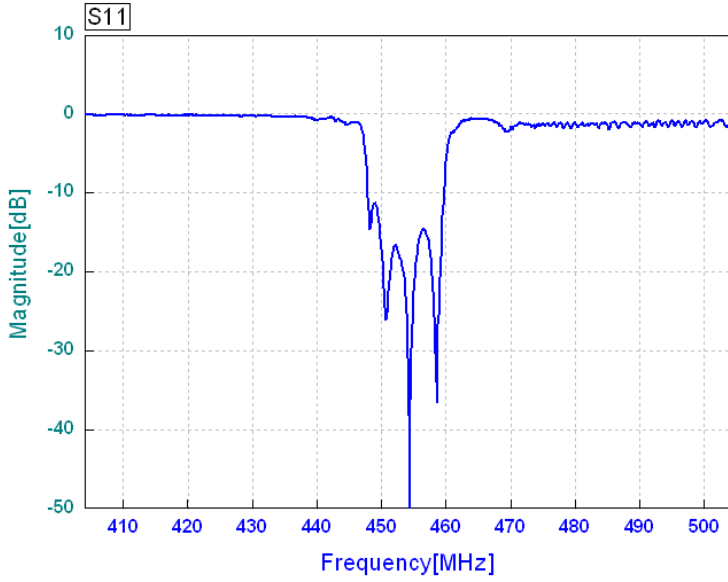
Source & Load Impedance: 50 Ω

□ Frequency Characteristics

Frequency Response



Return Loss



Smith Chart

